

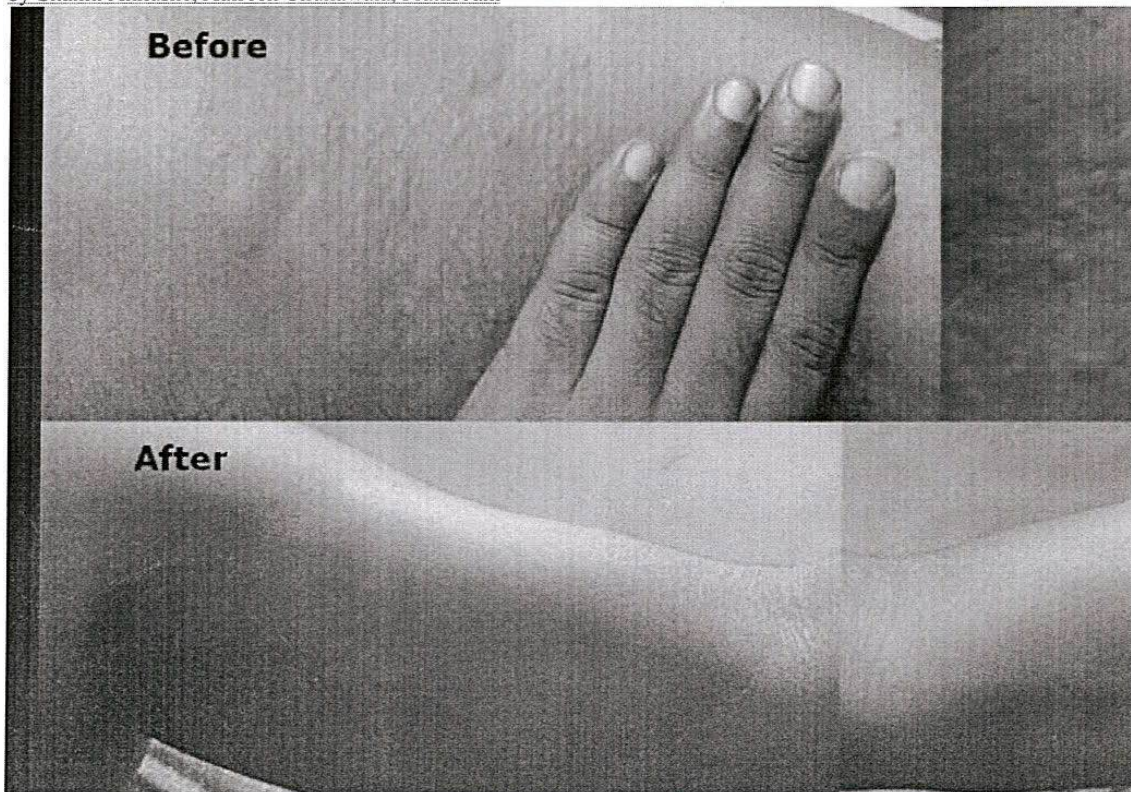


Urticaria in a Man of 29

June 17, 2022

[Add Comment](#)

by Shalini Ankushe, Aafreen Chunawala, Pratik Jain



Written by Shalini Ankushe, Aafreen Chunawala, Pratik Jain

Aafreen Chunawala, Pratik Jain and Shalini R. Ankushe share a case of urticaria in a man of 29. Anxious dreams, unable to shriek and dreams of snakes were among the symptoms leading to the simillimum.

28th Dec 2019 – A 29-year-old male patient presented with Urticaria. He said he’s had this allergy for -he last 3-4 months. It started from the inner thighs and then spread to the back and progressed in an upward direction. He mentioned that it comes on every 3rd day.

He complained of itching and burning. He said, ‘I take Avil (anti-histaminic) tablet and I feel better within 5 minutes.’ If tablet is not taken, then it takes 3-4 hours for the itching to subside.

He likes spicy and fried foods but doesn’t like sweets at all. He likes cold water, but that aggravates. He has perspiration on his face, especially on the forehead and also on the soles of his feet.

He mentioned a very peculiar dream. He is driving a car and suddenly the brakes fail. The car takes left and right turns, he feels *ghabrahat* (anxiety) and wakes up. In the experience of *ghabrahat* he says, ‘I try to wake up, but I am unable to do so. There is some weight on his chest, like a pressure. ‘I am trying to

call them for help, but meri awaaz hi nahi nikal rahi hai (I am unable to scream, my voice is not coming out).

In a second dream: 'Some animal is behind me, I am running in the forest out of fear, shouting for help, I fall in the well, there is noise of water splashing and I wake up.'

Other dreams include snakes trying to bite him and he feels he will die. He has a fear of high places from which he fears falling.

When asked about his nature, he said he is a very quiet person and doesn't talk much. Doesn't mix easily with people. He takes time in making friends. 'I get angry if someone blames me, even if I have not made a mistake.

He doesn't like crowded places, noise, going out, movies. He prefers to stay at home. He doesn't trust people very easily. He mentions one incident.

"One of my colleagues in the office had some financial issues and he requested me to give him some money. I gave him Rs. 2000 and he left Mumbai. He did not return my money. Of a similar incident

he stated: 'I gave Rs. 5000 to one more friend, he went to his native place, Even he did not return my money. "

This was the case in its entirety. After collecting all of the above data, we now come to the most important part, that is, how we analyze and synthesize all of the symptoms that we have collected into its component parts. We will do this in such a way that they will all connect through one single remedy strand that connects all of the dots!

We can take the first important symptom that we are sure of. This symptom is called the anchor, which will ground us and stop us from floating in the haze of many symptoms.

In this case, the anchoring symptom as rubric is:

This rubric gives us a short list of remedies and now we have to check each remedy individually to see if it fits our patient. In many cases, one of them may fit but if it does not fit, then we have to keep going forward and not stop at this rubric.

Now, we can analyze the case further by taking the Sectorial Totality of each area in the patient's life. When a patient comes with many symptoms, we should not get lost in the maze. If we take a proper sectorial totality and repertorise the symptoms in a structured way, we will not get lost.

First we repertorise the dreams, as that's the most peculiar aspect here:

	Sil.	Alum.	Tab.	Agki-p.	Lac-leo.	Sulph.	Arg-n.	Kali-c.	Ran-b.	Ran-s.	Am-m.	Ars.	Nux-v.	Sep.	Thuj.
Total	7	6	4	3	3	7	6	6	6	6	5	5	5	5	5
Rubrics	4	3	3	3	3	2	2	2	2	2	2	2	2	2	2
Kingdoms															
mind; DREAMS; shriek, unable to (9)															
mind; DREAMS; anxious (366)															
mind; DREAMS; animals, of; pursued by (29)															
mind; DREAMS; snakes (97)															

then the fears:

	Calc.	Carb-v.	Hyos.	Thuj.	Aur-m-n.	Ars.	Carc.	Caust.	Lach.	Lyc.	Puls.	Sil.	Stram.	Arg-n.	Aur.
Total	4	4	4	4	3	2	2	2	2	2	2	2	2	3	3
Rubrics	2	2	2	2	2	2	2	2	2	2	2	2	2	1	1
Kingdoms															
mind; FEAR; high places (56)															
mind; FEAR; strangers, of (35)															

then his nature:

	Ign.	Lyc.	Sil.	Ambr.	Staph.	Petr.	Phos.	Thuj.	Bar-c.	Stront-c.	Ph-ac.
Total	15	15	14	12	12	10	9	9	8	5	15
Rubrics	5	5	5	5	5	5	5	5	5	5	4
Kingdoms											
mind; TIMIDITY; bashful (81)											
mind; TIMIDITY; public, about appearing in (72)											
mind; INTROVERTED (237)											
mind; HOMESICKNESS, nostalgia (141)											
mind; QUIET; disposition (199)											

his generals:

	Pib.	Sil.	Nat-m.	Merc.	Calc.	Sulph.	Acon.	Ars.	Hell.	Kali-C.
Total	12	9	8	11	9	9	8	8	8	8
Rubrics	4	4	4	3	3	3	3	3	3	3
Kingdoms										
extremities; PERSPIRATION; feet; soles (52)		■								
generalities; FOOD and drinks; fried food; desires (29)										
generalities; FOOD and drinks; cold; drinks; desires (333)				■			■	■		
face; PERSPIRATION; forehead (209)				■				■	■	■

and then the chief complaint, skin:

	Rhus-t.	Sulph.	Lyc.	Merc.	Ars.	Calc.	Iod.	Kreos.	Nat-m.	Nit-ac.	Staph.	Apis	Petr.	Sil.
Total	11	11	10	10	9	9	9	8	8	8	8	7	7	7
Rubrics	3	3	3	3	3	3	3	3	3	3	3	3	3	3
Kingdoms														
skin; ERUPTIONS; urticaria, nettle-rash (330)	■	■	■	■	■	■	■	■	■	■	■	■	■	■
skin; ERUPTIONS; periodic (29)														
skin; ITCHING; evening; agg. (236)	■	■	■	■	■	■	■	■	■	■	■	■	■	■

Structured repertorisation is a tool that Dr. Sankaran uses where he takes different totalities of symptoms in different areas of an individual's life, then combines all of the smaller totalities to come to the same remedy.

In some cases where different aspects of the patient, such as the chief complaint, the concomitants, the mental state, etcetera can be

elicited in detail, we can make totalities of these different areas of the individual's life.

The different totalities thus formed, also lead us to the same remedy.

This helps in the confirmation of the remedy. Along with this, to help us confirm the remedy is the System and the Materia Medica.

Then we can take the entire totality of symptoms together:

	Sil.	Thu.	Sulph.	Lyc.	Calc.	Nat-m.	Merc.	Puls.	Ars.	Nit-ac.	Staph.	Phos.	Lach.	Tub.	Plb.	Petr.	Alum.	Bar-c.
Total	39	31	41	37	35	32	36	36	30	30	30	27	26	16	28	24	23	22
Rubrics	18	14	13	13	13	13	12	12	12	12	12	12	12	12	11	11	11	11
Kingdoms																		
mind; DREAMS; shriek, unable to (9)																		
mind; DREAMS; anxious (366)																		
mind; DREAMS; animals, of; pursued by (29)																		
mind; DREAMS; snakes (97)																		
mind; FEAR; high places (56)																		
mind; FEAR; strangers, of (35)																		
mind; TIMIDITY; bashful (81)																		
mind; TIMIDITY; public, about appearing in (72)																		
mind; INTROVERTED (237)																		
mind; HOMESICKNESS, nostalgia (141)																		
mind; QUIET; disposition (199)																		
extremities; PERSPIRATION; feet; soles (52)																		
generalities; FOOD and drinks; fried food; desires (29)																		
generalities; FOOD and drinks; cold; drinks; desires (333)																		
face; PERSPIRATION; forehead (209)																		
skin; ERUPTIONS; urticaria, nettle-rash (330)																		
skin; ERUPTIONS; periodic (29)																		
skin; ITCHING; evening; agg. (236)																		

Now, considering we have the same remedies coming up in sectorial totalities, we have to confirm from the Materia Medica. The

repertory is just a tool and should not be used without the materia medica to support it.

We see that Dr. Phatak has mentioned Silica as having itching during evening in his materia medica. This helps us in confirming our remedy and to be more sure of our prescription.

After going through the totality of symptoms with the help of repertory, we see that Silica covers all the areas in the case viz. mind state of the patient, his dreams, his physical generals and physical particulars.

Also, Silica covers the peculiar modality in the case – itching worse during evening. So, based on the above, Silica was selected for the case. As the symptoms of the remedy matched the symptoms of the patient at the level of dreams, 1M potency was selected.


Silica 1M one dose once a month was prescribed to the patient.

Remedy prescribed on 28th December 2019: Silica 1M one dose.

Follow Up after 3 months:

Patient says, 'Urticaria is gone.' Generally, he is doing very good. Sleep is refreshing. There are no dreams. Appetite and thirst are good. Mental state is also normal and calm. Asked about any stress or anxiety, he said he doesn't have any. Over all he feels completely okay.

Before Pics:

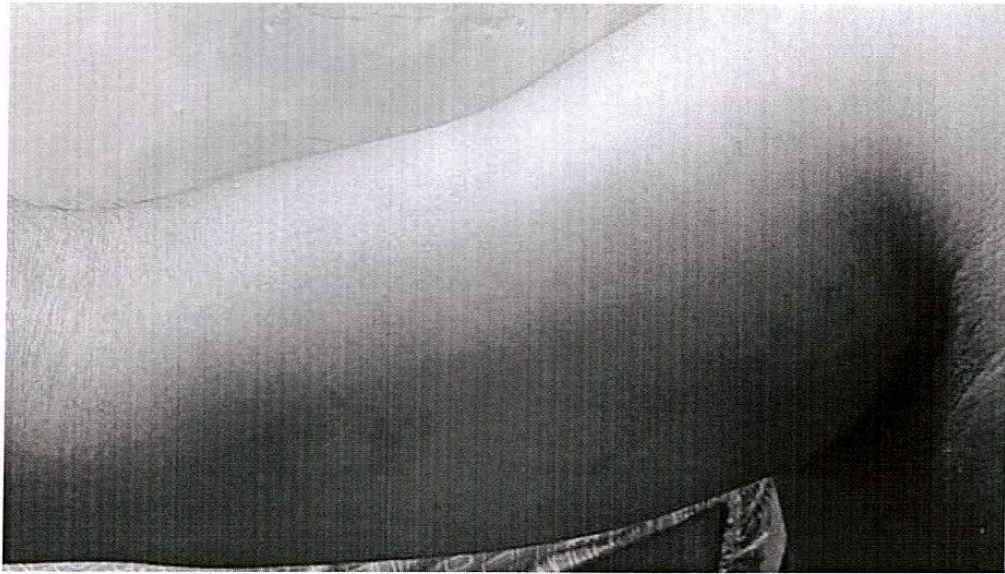






After Pics:

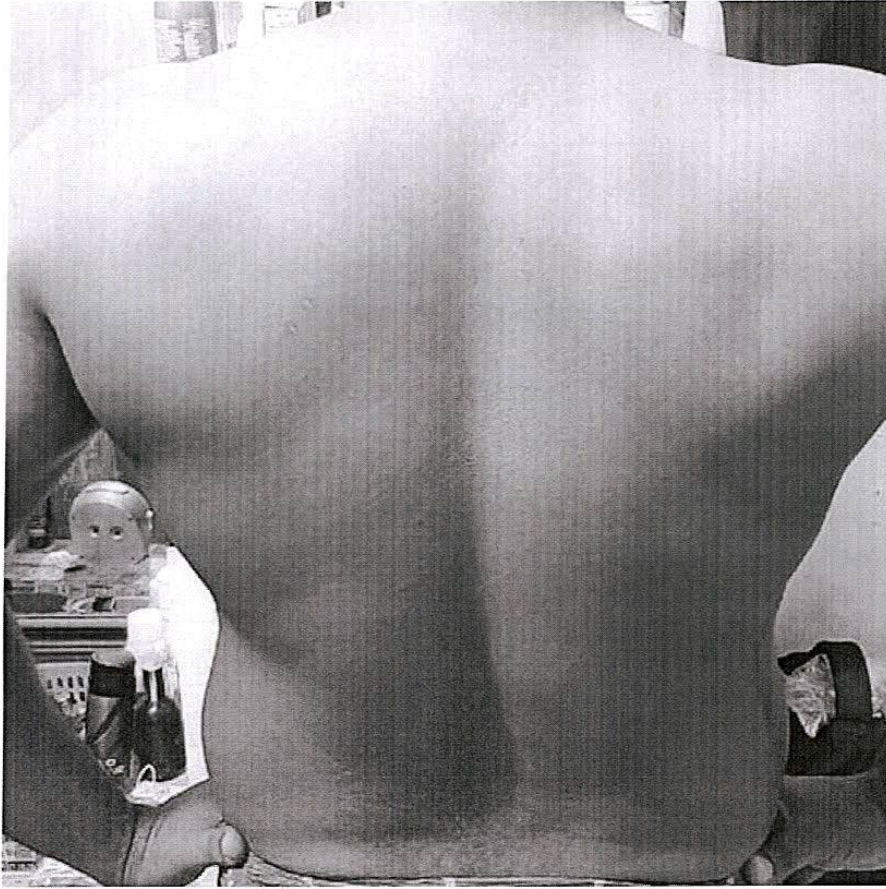





10/10/10

10/10/10

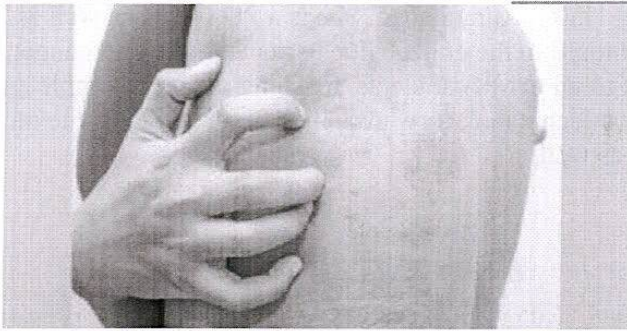
10/10/10



Related Posts:




A Case of




Urticaria

A Case of Chronic



Urticaria

Chronic Idiopathic



Urticaria
with Asthma

A Case of Urticaria

About the author



Shalini Ankushe

Dr. Shalini Ankushe M.D. (Hom.) is the Head of Department of Homoeopathic Materia Medica at DKMM HMC, Aurangabad. She is a PG Guide as well as PHD Guide. She is very well admired in the college due to her friendly and congenial nature. She is very helpful to all her PG students, teaching in a very simple and easy to remember manner. Her students look forward to her lectures. She is the most sought-out guide for PhD as well.

[View all posts](#)

About the author

Aafreen Chunawala

Dr. Aafreen Chunawala B.H.M.S., C.C.A.H., F.C.A.H, graduated in 2015 from Smt. Chandaben Mohanbhai Patel Homoeopathic Medical College, Mumbai, India and has been an ardent follower of homoeopathy since her childhood. Inspired by her late uncle Dr. Asif Chunawala and carrying forward his legacy, she practices in Andheri west, Mumbai with the intention of helping the community through Homeopathy. She is inspired by Dr. Rajan Sankaran and has been training under him since the second year of her BHMS. Dr. Chunawala has also trained under Dr. Sarkar, Dr. Sujit, Dr. Jayesh, Dr. Gandhi, Dr. Borkar and Dr. Gajanan. She has shared her experiences in International Homeopathic Journals like Homoeopathic Links, Homoeopathic Heritage, NJH and Hpathy, and is also a speaker in the monthly webinars by the Synergy Team which reaches Homeopaths worldwide.
Email: aafreen1912@gmail.com

[View all posts](#)

About the author

Pratik Jain

Dr. Pratik Jain, B.H.M.S., C.C.A.H., F.C.A.H graduated in 2014 from Smt. Chandaben Mohanbhai Patel Homoeopathic Medical College, Mumbai, India and is the youngest Sales Director of Synergy Homeopathic, India. He endeavors to spread homoeopathy to the masses including traveling to homeopathic colleges in India to motivate students. He is inspired by Dr. Rajan Sankaran and has been training with him since his internship. Dr. Pratik is known for his event management skills and he presents in the monthly webinars of the Synergy Team. Dr. Jain has been sharing his experiences in the leading international homeopathic journals such as Homoeopathic Links, Homoeopathic Heritage, NJH and Hpathy. He has his own practice in Malad, Mumbai and manages patients at Dr. Sankaran's private clinic.
Email: dr.pratikjain@gmail.com

[View all posts](#)

10

11

12

13



Homeopathy for Everyone

ISSN : 2581-5644

62,000+ Subscribers

World's No.1 Homeopathic Journal!





Hpathy

Leading Holistic Health Portal Since

Homeopathy & Herbal Medicine | Integrative Health | Natural Remedies | Health & Wellness

[Professional](#) ▾

[Engage](#) ▾

[eJournal](#)

[Diseases](#)

[Login](#)



Case of Non-Healing Diabetic Ulcer.

Published 2024 · Add Comment · by Dr. Suresh V. Tathe and Dr. Rushabh Timbadia

Dr. Suresh V. Tathe and Dr. Rushabh Timbadia shows a case of non healing diabetic ulcer in an elderly not responding to conventional medication treated completely with homoeopathy.

Abstract:

Diabetic foot ulcer are a serious complication of Diabetes Mellitus which increases the patients morbidity and also have significant change in once life style.

The Case aims to summarize the cause and pathogenesis leading to diabetic ulcer and focus on its homoeopathic management.

KEY WORDS: Diabetis mellitus, diabetic foot ulcer, homoeopathy, Debridement, Arscenicum album

METHODOLOGY:

A detailed case history was taken in accordance with Dr. Hahnemann's 6th edition of Organon, aphorism 84 to 104.

CASE:

A 56 years old female came with complaint of ulcer in the right leg since one year with gradual onset of complaint. A round, painful, burning, non-oozing ulcer was present over right leg near shin bone. Ulcer of size 5cm in diameter. Discharge minimal occasionally with foul smell.

She is known to have uncontrolled diabetes mellitus.

She is also having complaint of sleeplessness since 6 months.

Continuous thoughts about her ulcer and health in general makes her not to sleep. Has palpitations and anxiety.

Past History

Type II DM since 18 yrs.

No other significant histories.

Appetite – Good, no preferences.

Thirst – 2-3 litres /day, prefers to drink cold water but avoids due to age.

Urine – Frequent. more at night. 3-4 times /night

Stool -1/ day, regular & satisfied

Sleep – Sleeplessness.

Dreams – not specific

Desire – sweets

Aversion – not specific

Perspiration – good, non offensive

Thermal Relation – chilly patient

Menses – attained menopause at the age of 48 years.

Diet – Mixed Diet

Mental Generals:

Patient is worried about her health due to uncontrolled diabetes mellitus and leg ulcer. Fear of losing her legs if the ulcer is not cured. Always thinking of it (a physician threatened her like that). Soft in nature. Fears to be alone.

Vital sign:

BP- 130/90

Pulse – 70/min

Temperature – Afebrile at the time of examination

RR- 14/min

Investigation: 10-02-2021

FBS – 273 mg/dl

PPBS – 366 mg/dl

HbA1C – 8.2

Totality of symptoms:

1. Worried about her health
2. Continuously thinking about her complaints
3. Fears to be alone
4. Mild in nature
5. Desire for sweets
6. Sleeplessness
7. Family history of diabetes mellitus

The non-reportorial Kentian approach was considered on the following symptoms:

PRESCRIPTION:

Carcinocin 1M - 1 dose stat

SL 2-2-2 After Food * 2 weeks

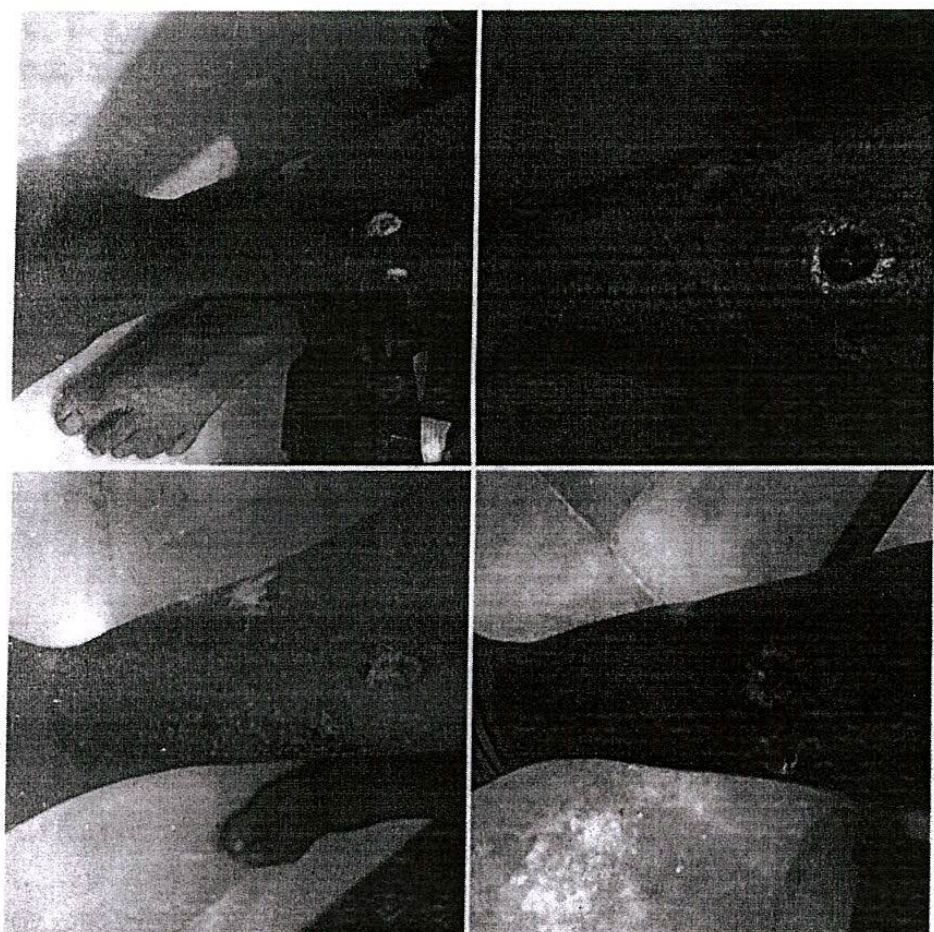
Follow ups

Sr. no.	Date	Follow up	Treatment
1	15 days after treatment	Ulcer started to dry, Appetite improved. Sleep better.	Ars alb 200 * 1 dose stat SL 2-2-2 After Food * 2 weeks
2	1 month after treatment	Ulcer started to dry and size reduced. Appetite improved. Sleep better Anxiety better	Ars alb 200 * 4 dose once every week SL 2-2-2 After Food * 4 weeks
3	2 month after treatment	Ulcer has completely healed. Generalities improved, Vitals stable. Advised to undergo routine investigation in the next month.	Carcinosin 1M stat SI 200 tds for 1 month

Conclusion :

In Conclusion, the management of the diabetic foot ulcer presented a unique and promising outcome with the use of homeopathic medicine. The holistic approach of homeopathy not only addressed the localized symptoms but also contributed to overall well-being.

The observed improvement in wound healing and associated symptoms suggests a potential role of homeopathy in the comprehensive care of diabetic complications.



Depression in a Woman of 46

You may also like

Revisiting: It's Morgana Again!

No sooner does Morgana get rid of one


A Case of Migraine

Dr. Pranali Kamat presents a case of

About the author

Dr. Rushabh Timbadia

Dr. Rushabh Timbadia M.D. (HOM) scholar has been practicing homeopathy, and is a student at D.K.M.M.H.M.C, Aurangabad. He is a dedicated practitioner and contributor to the medical community bringing fresh perspective in treating diabetes offering clinical depth and sound medical knowledge.



[Leave a Comment](#)

[Comment](#)

I'm not a robot

reCAPTCHA
Privacy - Terms

POST COMMENT

[Login](#) | [About](#) | [Terms](#) | [Privacy](#) | [Disclaimer](#) | [Copyright](#) | [Contact](#)

Copyright © 2024. Hpathy Medical Publishers

HOMEOPATHY FOR EVERYONE

ISSN : 2581-5644

62,000+ Subscribers

World's No.1 Homeopathic Journal!

Homeopathy for Everyone



1950

1950

1950

6

6



Hopathy

Leading Holistic Health Portal: Since

Academy of Health Sciences (AHS) - Integrative Medicine, Naturopathy, Herbal Medicine, Ayurveda, Yoga, and Mindfulness

[Professional](#) [Engage](#) [eJournal](#) [Diseases](#) [Login](#)

Case of Alopecia Areata in a 55 year old male patient.

Published 2024 • Add Comment • by Dr. Suresh V. Tathe and Dr. Pooja Malde

Dr. Pooja Malde with the guidance of Dr. Suresh V. Tathe presents the case of Alopecia Areata in a 55 year old male treated homeopathically

Abstract:

Alopecia areata is a non-scarring, autoimmune hair loss on the scalp and /or body.

Etiology and pathology are still unknown.

There is currently no cure for alopecia, although there are some forms of treatment that can help hair regrow more quickly like

corticosteroids, or powerful anti-inflammatory drugs that can suppress the immune system.

Other medications that can be prescribed that promote hair growth include minoxidil, anthralin, squaric acid dibutyl ether (SABDE) and diphenylcyclopropenone (DPCP).

These may help with regrowth but can't prevent formation of new bald patches.

KEY WORDS: Alopecia areata, baldness, shiny, flouric acid, vinca minor, corticosteroids.

METHODOLOGY:

A detailed case history was taken in accordance with Dr. Hahnemann's 6th edition of Organon, aphorism 84 to 104. The case was studied through 5 months. However only the salient features of the case have been projected.

CASE:

A 55 years old male patient came with chief complaint of hair falling out of one patch on the vertex region of head resulting in a single bald patch with occasional itching in the affected patch.

Hair has no shine.

The patch kept on increasing in size in 1 year of duration

Patient's brother had history of alopecia barbae.

Patient is lean thin in appearance.

He has an increased appetite, can't stay hungry for long, desires cold water/cold drinks and also desires pungent foods likes chillies and peppers.

Patient is sleepless from constant thoughts.

Thermally patient is ambithermal but can't tolerate warm air, bathes with cold water daily.

He has profuse perspiration , with offensive odour.

Patient is very short tempered, always irritable and known to have

quarrels in society.
Patient gets irritated from the long case taking says doesn't like talking much.
Patient doesn't prefer company.
Past History of ulcers on centre of tongue.

Totality

Mind - Anger

Mind - conversation agg

Mind- company aversion to

General- warm air agg

The non-reportorial Kentian approach was considered on the following symptoms:

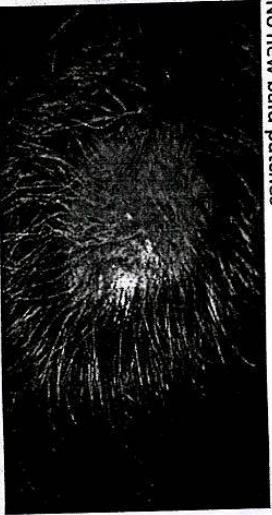

Symptoms: 12 Remedies: 270 Applied Filter

Remedy Name	Fl-ac	Nat-m	Nux-v	Lyc	Phos	Sulph	Ars
Totally / Symptom Covered	21 / 12	20 / 8	18 / 8	18 / 7	17 / 8	17 / 8	17 / 7
[Kent] [Mind]Anger,Irrascibility (see irritability,quarrelsome): (137)	1	3	3	3	2	3	3
[Kent] [Mind]Conversation agg (see talking): (35)	2	3	2			1	
[Kent] [Mind]Company.Aversion to: (98)	1	3	3	2	1	2	
[Kent] [Generalities]Warm :Air agg: (54)	2	2	1	2	2	2	
[Kent] [Generalities]Bathing:Cold :Amel: (11)	2	2					
[Kent] [Perspiration]Profuse: (133)	2	3	2	3	2	2	3
[Kent] [Perspiration]Odour:Offensive: (59)	2		3	3	2	3	2
[Kent] [Stomach]Appetite:increased (hunger in general): (171)	2	3	3	3	3	3	3
[Kent] [Stomach]Desires:Cold drinks: (95)	1	1	1	2	3	1	3
[Kent] [Stomach]Desires:Pungent things: (9)	2						1
[Kent] [Head]Hair :Falling:Spots in: (9)	3				2		2
[Kent] [Head]Hair :Lustreless: (6)	1						

PRESCRIPTION:

Fluoric Acid was the constitutional remedy in this case. There was a strong sycotic miasmatic activity at the level of dominant and fundamental miasmatic presentation. Susceptibility was moderate to low in this case.

Follow ups

Sr. no.	Duration	Follow up	Treatment
1	15 days after treatment	<p>Patient didn't show much changes No new bald patches</p> 	Fluoric acid 200 od for 3 days SI tds for 15 days
2	1 month after treatment	<p>Grey hair seen on the alopecia patch Occasional itching stopped No changes in physical generals</p>	Fluoric acid 200 od for 3 days SI 200 tds for 15 days
3	1 and half month after treatment	<p>More hair growth seen But new hair are grey</p> 	SI 200 tds for 15 days

Conclusion:

In modern medicine case of alopecia are treated in a way where new hair growth is promoted but there is no medication that manages the actual cause and stops the falling of hair.

Also recurrence rate is very high in alopecia areata cases.

Homeopathy cures alopecia in most gentle and permanent way without any injectibles or drugs that suppress the immunity .

In this case we see that the patient didn't show any characteristics physical particulars, modalities or mental generals or particulars that helps us in forming the totality.

In such case with the help of physical generals and also the diagnosis and the miasmatic traits we can arrive at a remedy.

We repertorized the patients physical generals and general symptom of hair falling.

Also we understood the syphilitic traits of the patient from his disease picture .

So finally after repertorizing and considering the syphilitic traits of the patient fluorid acid was selected.

Also we see in follow ups that not only the alopecia patch reduced in size but also patient started gaining weight .

We find that the new hair are grey whereas patient had no grey hair earlier
So the symptom is repertorized and vinca minor is given to the patient. (hair falls
out and is replaced with grey hair in vinca minor = phatak materia medica)

Within 5 months of treatment patient has recovered from alopecia with
homoeopathy.

TAL NFORMER

AILY MEDICAL NEWS LETTER
of Successful Journalism in Homoeopathy
31, Issue No. 05, May 2023, Pages 24

ncil for Research
athy (CCRH),
ne day scientific
mark the World
Day, to celebrate
Dr. Hahnemann,
meopathy. The
convention was "
ar- Sarvajan
e Health, One

beginning of a new initiative
towards integrated health that
will be practiced in Indian
families and align with the
theme of the event -
Homeoparivar as well as
medical pluralism which is the
hallmark of healthcare in India.
Homeopathy is connected to
nature and World health

WHD 2023 celebrations

President of India
ep Dhankar
e convention on
1 April 2023 in
n New Delhi.
dent during his
that we need a
e and integrated
health care, and
as convinced that
will mark the

Dr. Sushil Vats,
New Delhi

Organization has termed it as
the second largest and fastest
growing system of medicine.
The Vice President further
exemplified the role of
Homeopathy in combating
Covid19, and said that
Homeopathy played a

SINGLE COPY ₹ 25/- ANNUAL SUBSCRIPTION ₹ 250/-
DATE OF PUBLICATION : 30.04.2023

significant role in combating
pandemic. The Vice President
also congratulated the Ayush
ministry for its collaborative
efforts with national and
International reputed scientific
bodies and especially for the
creation of the WHO Global
Centre for the Traditional
Medicine (GCTM-WHO) in
bringing out the overall
evidence based development
and promotion of traditional
systems of medicines

Speaking on the occasion
Union Minister for Ayush, Ports,
Shipping & Waterways Shri
Sarbananda Sonowal
highlighted about the initiatives
taken up by the Ministry of
Ayush, to promote Ayush

his satisfaction for the good
work done by CCRH in public
health, epidemics, out patients
based research or hospital
based tertiary Care research.
Minister appealed to the
homeopathic fraternity to keep
up the good work for uplifting
Homeopathy, whether by
clinical practice, teaching, or
research.

Dr. Munjapara Mahendrabhai,
Minister of state for AYUSH said
that we need to realize the
importance of early diagnosis
and treatment of illnesses along
with the preventive care. The
activities and achievements of
CCRH over the years have
contributed to nation building
through various public outreach

Systems of Medicines and that
ministry has encouraged
promotion of research and
development in the systems of
medicines to make them more
evidence based and effective. In
order to support quality
research in Homeopathy, Ayush
has increased its budgetary
allocation and has expressed

activities.

Vaidya Rajesh Kotecha
Secretary AYUSH delivered the
welcome addressed and
emphasized the importance of
research and merger of science
with tradition to preserve
traditional knowledge and
practices.

(Cont'd on page 18)

EXCEL PHARMA

7 DROPS 30ML
8 DROPS 30ML
9 DROPS 30ML
10 DROPS 30ML
11 DROPS 30ML
12 DROPS 30ML
13 DROPS 30ML
14 DROPS 30ML
15 DROPS 30ML
16 DROPS 30ML
17 DROPS 30ML
18 DROPS 30ML
19 DROPS 30ML
20 DROPS 30ML
21 DROPS 30ML
22 DROPS 30ML
23 DROPS 30ML
24 DROPS 30ML
25 DROPS 30ML
26 DROPS 30ML
27 DROPS 30ML
28 DROPS 30ML
29 DROPS 30ML
30 DROPS 30ML
31 DROPS 30ML
32 DROPS 30ML
33 DROPS 30ML
34 DROPS 30ML
35 DROPS 30ML
36 DROPS 30ML
37 DROPS 30ML
38 DROPS 30ML
39 DROPS 30ML
40 DROPS 30ML
41 DROPS 30ML
42 DROPS 30ML
43 DROPS 30ML
44 DROPS 30ML
45 DROPS 30ML
46 DROPS 30ML
47 DROPS 30ML
48 DROPS 30ML
49 DROPS 30ML
50 DROPS 30ML
51 DROPS 30ML
52 DROPS 30ML
53 DROPS 30ML
54 DROPS 30ML
55 DROPS 30ML
56 DROPS 30ML
57 DROPS 30ML
58 DROPS 30ML
59 DROPS 30ML
60 DROPS 30ML
61 DROPS 30ML
62 DROPS 30ML
63 DROPS 30ML
64 DROPS 30ML
65 DROPS 30ML
66 DROPS 30ML
67 DROPS 30ML
68 DROPS 30ML
69 DROPS 30ML
70 DROPS 30ML
71 DROPS 30ML
72 DROPS 30ML
73 DROPS 30ML
74 DROPS 30ML
75 DROPS 30ML
76 DROPS 30ML
77 DROPS 30ML
78 DROPS 30ML
79 DROPS 30ML
80 DROPS 30ML
81 DROPS 30ML
82 DROPS 30ML
83 DROPS 30ML
84 DROPS 30ML
85 DROPS 30ML
86 DROPS 30ML
87 DROPS 30ML
88 DROPS 30ML
89 DROPS 30ML
90 DROPS 30ML
91 DROPS 30ML
92 DROPS 30ML
93 DROPS 30ML
94 DROPS 30ML
95 DROPS 30ML
96 DROPS 30ML
97 DROPS 30ML
98 DROPS 30ML
99 DROPS 30ML
100 DROPS 30ML

AKG-50 E-JABORAN HAIR LOTION 30ML
AKG-51 E-CHILL 750GM
AKG-52 E-ADDICT DROPS 30ML
AKG-53 E-THYROIDE DROPS 30ML
AKG-54 E-TUMOUR DROPS 30ML
AKG-55 E-UTI DROPS 30ML
AKG-56 E-ALFA TONIC PEDIATRICS 100ML
AKG-57 E-INJURY DROPS 30ML
AKG-58 E-SCIATIC DROPS 30ML
AKG-59 E-FEMEN DROPS 30ML
AKG-60 E-FEVER DROPS 30ML
AKG-61 E-WARTS DROPS 30ML
AKG-62 E-KALMEGH SYRUP 100ML
AKG-63 E-JUSTICIA SYRUP 100ML
AKG-64 E-MUSCLE PAIN DROPS 30ML
AKG-65 E-BACKACHE DROPS 30ML
AKG-66 E-DERMA DROPS 30ML
AKG-67 E-VIRALIM DROPS 30ML
AKG-68 E-PLATOCIN SYRUP 200ML
AKG-69 E- KALT SYRUP 100ML
AKG-70 E-REFLUXID SYRUP 100ML
AKG-71 E-MENTIS SYRUP 100ML
(E-VET NO.1) E-MASTITIS DROPS 30ML
(E-VET NO.2) E-LACTO CURE DROPS 30ML
(E-VET NO.3) E-MILK GRO DROPS 30ML
(E-VET NO.4) E-DIARRHOEA DROP 30ML
(E-VET NO.5) E-DISTEMPER DROPS 30ML
(E-VET NO.6) E-PARALYTIC DROP 30ML
(E-VET NO.7) E-PARVO DROPS 30ML
(E-VET NO.8) E-FEVER DROP 30ML
(E-VET NO.9) E-FOOT MOUTH DROP 30ML
(E-VET NO.10) E-OVA TONE DROPS 30ML
(E-VET NO.11) E-PRO LAPSE DROPS 30ML
(E-VET NO.12) E-VET TONE DROPS 30ML
(E-VET NO.13) E-BREED DROPS 30ML
(E-VET NO.14) E-UTERUS DROPS 30ML
(E-VET NO.15) E-INJURY SPRAY 60ML
(E-VET NO.17) E-TICK DROPS 30ML
(E-VET NO.18) E-SKIN DROPS 30ML
(E-VET NO.19) E-DIGE VET SYRUP 450ML
(E-VET NO.20) E-UTERUS SYRUP 100ML



Dr. Reckeweg Germany World Famous Specialities R1 to 89

- | | | |
|---|--|--|
| R1 Inflammation, fever & tonsils | R36 Diseases of the nerves, chorea, St. Vitus' dance | R58 Against hydrops, stimulates the renal function |
| R2 Gold Drops | R37 Intestinal colic Drops | R59 Against obesity, slimming effect |
| R3 Heart Drops | R38 Infections of the abdomen, right side | R60 Blood Purifier |
| R4 Diarrhoea Drops | R39 Infections of the abdomen, left side | R62 Measles Drops |
| R5 Stomach drops | R40 Treatment of Diabetes | R63 Drops for impaired circulation |
| R6 Influenza drops | R41 Sexual neurasthenia drops | R64 Albuminuria drops |
| R7 Liver & Gallbladder Drops | R42 Venous stasis, varicosis, inflammation of the veins | R65 Psoriasis arthropathy |
| R8 Cough Syrup | R43 Against asthma - asthmatic constitution | R66 Cardiac arrhythmia Drops |
| R9 Cough Drops | R44 Disorders of the blood, hypotony | R67 Drops for circulatory debility |
| R10 Climacteric drops | R45 Illness of the larynx & upper breathing apparatus | R68 Shingles Drops |
| R11 Rheuma Drops | R46 In rheumatism of fore-arms and hands | R69 Drops for pain between the ribs |
| R12 Calcification Drops | R47 All hysterical complaints | R70 Neuralgia drops |
| R13 Hemorrhoidal Drops | R48 Pulmonary Diseases | R71 Sciatica Drops |
| R14 Nerve and Sleep Drops | R49 Acute and chronic catarrh, sinusitis | R72 Pancreas Drops |
| Vita-C15 Nerve Tonic (Anxiety, Tension) | R50 Gynaecological Sacroiliac complaints, pains in sacral region (women) | R73 Drops for Joints |
| Vita-C15 Forte Nerve Tonic (Fatigue Syndrome) | R51 Thyroid intoxication | R74 Bed-Wetting Drops |
| R16 Migraine & neuralgia Drops | R52 Vomiting, Nausea, Travel Sickness | R75 Dysmenorrhoea Drops |
| R17 Tumor Drops | R53 Acne vulgaris, rash at | R76 Asthma forte Drops |
| R18 Kidney and Bladder Drops | | R77 Anti-smoking Drops |
| R19 Glandular Drops for men | | R78 Eye care-drops for oral administration |
| R20 Glandular Drops for women | | R81 Maldol-analgesic |
| R21 Reconstitution drops (affections of blood & skin) | | R82 Mycox-anti-fungal Drops |
| R22 Drops for nervous disorders (anginous condition of the heart) | | R83 Food allergy Drops |
| R23 Eczema Drops | | R84 Inhalent-allergy Drops |
| R24 Pleurisy, intercostal neuralgia | | R85 Urin Blood Drops |
| R25 Prostatitis | | |
| R26 Draining & stimulating Drops | | |
| R27 Renal calculi Drops | | |
| R28 Dysmenorrhoea, amenorrhoea | | |
| R29 Vertigo, Syncope | | |
| R30 Unilateral Stintment | | |

Effectiveness of homoeopathic medicines in treating allergic rhinitis-A case discussion

Dr. Suresh.V.Tathe,
Department of Medicine,
Dr. Surbhi Mehta,
Scholar, Department of
Medicine,
Homoeopathic Medical
College, Aurangabad.
mehta35@gmail.com

Introduction-

Rhinitis is defined as inflammation of the nasal mucosa caused by an allergen. Rhinitis is commonly known as hay fever. Common symptoms include sneezing, watery eyes, and a itchy throat. Possible allergens include grass, pollen, dust, cockroaches, smoke, and perfume. Hay fever is a normally allergic reaction. Allergic rhinitis is an allergic reaction to specific allergens. It is the most common

Aetiology-

classified as allergic factors and irritant factors

Contributing factors

Microbial flora present in the environment and dust mites

Smoke, chemicals, and biology play roles in normal nasal

Contributing factors

Gene interactions are possible for allergic

rhinitis. It involves 5, 6, 11, 12 & 14 chromosomes in an inflammatory process in

allergic rhinitis patients with a positive family history of rhinitis.

It states and postulates that allergic rhinitis is a multifactorial disease with genetic predisposition and environmental factors.

alder, birch)

- Summers: grass pollen (bluegrass, sheep sorrel etc)
- Autumn: weed pollen (ragweed)
- Moulds
- Penicillium, Cladosporium etc
- Insects
 - Cockroaches, house flies, fleas, bed bugs
- Animals
 - Cats, Dogs, Horse, monkeys, rats, rabbits etc
- Dust mites
- dermatophilosis's
- Ingestants
 - Nuts, fish, eggs, milk etc

Clinical feature

- Sneezing
- Itchy nose, ears, eyes, and palate
- Rhinorrhoea
- Postnasal drip
- Congestion
- Nasal obstruction
- Anosmia
- Headache
- Earache
- Lachrymation
- Fatigue
- Drowsiness
- Malaise

Homoeopathic management:

Allium Cepa-Hay Fever with watery eyes. When there is watery discharge from the eyes along with running nose, Allium Cepa is one of the best Homeopathic medicines for Allergic Rhinitis or Hay Fever. The watery discharge from the nose is thin and acrid.

Arsenicum iodatum-acrid, watery, fluent coryza with sneezing. Aggravated in dry cold weather, in room, exertion, windy, foggy weather. Intense thirst with uncontrollable desire for cold water. Acrid, profuse thin discharges in acute; and thick gluey, honey like in chronic ailments. Hay fever. Sneezing, great irritation and tingling in nose with constant desire to sneeze. Patient thermally HOT.

Arsenicum Album-In cases where there is intense thirst, and the patient feels worse in open air Hay Fever. There is copious watery and excoriating discharge from the nose. There may be restlessness and anxiety

sneezing and watery discharge from the nose.

Natrum Mur- In cases where there is a lot of sneezing and in fact, the symptoms start with sneezing only. There is intense dryness of the mouth and the mucous membranes. The discharge from the nose is thin and watery and resembles the white of an egg. There is an increased desire to eat salt or salty food.

Sabadilla-Of great use in hay fever with watery discharge, profuse coryza and frontal pains. There is spasmodic and continual sneezing with only slight catarrhal discharge.

Case Discussion-

Preliminary data-

Name- Mr. XYZ

Age- 21 years

Sex- Male

Religion- Hindu

Occupation- Final year student B.tech

Marital status- Unmarried

Address- Aurangabad

Date- 13-09-2022

Chief complaints-

Recurrent coryza since 8-9 years

Sneezing- loud, violent, 8-10 at once.

Discharge- thin, watery, with itching in the nose and eyes and lachrymation.

Nose obstruction- < lying down.

Frequency- 4-5 episodes/ week

Duration- 30-40 minutes/ episode.

< dust, waking up. > open air.

Past history- appendectomy- 2011

Malaria fever- 2014

Drug history- Tab. Cetirizine SOS

Family history-

Mother- HTN

Father- Allergic Rhinitis

Physical generals-

Appetite- good

Desire- Hot food, Sweet, Spicy food

Aversion- NS

Thirst- 3L/ day

Stool- satisfactory

Urine- no complaints

Sweat- Moderate, offensive.

Addictions- none

Thermal- Hot patient

Examination of the patient-

General examination-

Appearance- anxious

Tongue- dry, cracked.

Temperature- Afebrile.

Pulse- 78 bpm

Weight- 62 kgs

Height- 5'11"

No pallor, icterus, cyanosis, lymphadenopathy, clubbing, oedema.

Systemic examination-

RS- Clear

CVS- NAD

CNS- NAD

P/A- NAD

Nose- congestion + 2, hypertrophy of bilateral turbinates.

Diagnosis- Allergic Rhinitis

Miasmatic Diagnosis-

Tubercular.

Investigations- S. IgE- 735 IU

Analysis and Evaluation-

Mental Generals-

Workaholic

Restless.

Low self-confidence.

Claustrophobia.

Physical Generals-

Hot patient

Desire warm foods

Desire sweet

Desire cold water

Perspiration- offensive

Physical particulars-

Sneezing- loud, violent < waking up, dust, > open air.

Nose obstruction- < lying down.

Nose discharge- thin, watery, acrid.

Nose- itching.

Eyes- itching, lachrymation.

Recurrent coryza.

Prescription- lycopodium 200 1

dose

SL bd * 7 days.

Advice- steam inhalation- 2 times

daily

Follow up-

Date- Response- Prescription

23-09-2022- Coryza- better

intensity- >15%- Duration- SQ-

Frequency- 4 episodes/ week

Generals- Normal- Lycopodium

200 1 dose / week Sac Lac bd *

15 days

21-10-2022- Coryza- better

Intensity- >20%- Duration- SQ-

Frequency- 3 episodes/ week

Generals- Normal- Lycopodium

200 1 dose / week Sac Lac bd *

15 days

ing the chef d'œuvre...Materia Medica Pura-XXXVI

Dr. Arun G. Wadhvani,
 MD(Hom),
 Consultant Homoeopathic
 Holistic Homoeopathic
 & Research Center.
 arunthygyan@gmail.com
Dr. Arun Chaudhary,
 MD(Hom),
 arun29@yahoo.in
Aditi Chadha,
 BHMS,
 aditi19@gmail.com



Ipecacuanha
 me:
 cacuanha
 ntae
 iceae

Species: *C. ipecacuanha*
Common names:
Callicocca ipecacuanha,
Cephaelis ipecacuanha,
Evea ipecacuanha,
Psychotria ipecacuanha,
Uragoga ipecacuanha

Its common name,
ipecacuanha (Portuguese
 pronunciation), is derived from
 the Tupi *ipega' kwāi*, or "road-
 side sick-making plant". The
 plant has been discussed under
 a variety of synonyms over the
 years by various botanists.

Description:

Small straggling shrub, 1 m.
 high with a slender or slightly
 tortuous rhizome. The rhizome is
 horizontal, thin or sometimes
 thick and annulated. The size is
 5-15 cm long and 6 mm in
 diameter and usually smaller.
 The external surface of rhizome
 is broadly annulated and color is

brick red to brown. Rhizome
 have a thinner bark and a definite
 pith. It contain ridges which are
 rounded and encircle the root.
 Rhizomes bear spreading
 gnarled roots 10-15 cm long
 having thick brownish bark.

The bark is grayish in color,
 thick and small dense wood.

Habitat:

Ipecac plant is slow-growing. It
 thrives best in forest areas on
 sandy loam rich in humus,
 potash, magnesia and lime. Soil
 should be well drained. Annual
 rainfall of 2500 mm. to 3000 mm.
 well distributed throughout the
 year is ideal for successful
 cultivation. Maximum summer
 temperature should not exceed
 35° C while minimum winter
 temperature should be above
 10°C in places where Ipecac is to
 be cultivated.

(Cont'd on page 19)

वाइटल इन्फॉर्मर

All Correspondence to :
 ED-94, Tagore Garden,
 New Delhi - 110027
 Mobile : 09810221814, 09868023840
 Email : vitalinformers@gmail.com
 website : www.vitalinformers.com

Hony. Editor

Dr. Sudha

Editor

Dr. Manish Bhartiya

Mobile : 09810221814

Co-Editor

Dr. Sushil Vats

Ph. 011-22727429, 22472333

Advertisement & Public Relations

Dr. Prabhat Kumar Maheshwari

Ph. 011-23235630, 22235926

Circulation & Network Co-ordinator

Ms. Shalini

Ph. 011-25110806

Correspondent

Dr. Vinay Kumar Pandey,

D 59/378 A-K, Jai Prakash Nagar, Shiv Purwa,

Varanasi, U. P. Mobile : 09415626403

Dr. Vishal Chadha,

Flat 404, C & 7, IIDL Building, Ramprasth

Colony, Ghaziabad - 201011 U. P.

Mobile : 9818345704

REPRESENTATIVES:

AHMEDABAD : Dr. Ketan Patel, A 206, Himalaya
 Arcade, Opp. Lake, Vastrapur, AHMEDABAD -
 380015 Mobile: 9899005354;

AKOLA : Dr. Sunita Jain, Shiv Apartments,

Ranpise Nagar, Akola-444005, Maharashtra;

ALIGARH : Dr. S. K. Gaur, 25, J.P. Dreams, Sai

Sarover, Sarool, P.O.A.M.U., ALIGARH - 202002

U. P., Mobile: 9411209058

ALLAHABAD : Dr. S. K. Shukla, 1/10, Rajroop

Pur, Kalindi Puram Chauraha, Allahabad, U.P. Ph.

2430188(O), 2430465(R);

BANGALORE : Dr. B. D. Patel, 10, R. R. M. Roy

Road, Bangalore Hom. Med. Centre, Richmond

Plaza, Bangalore Ph. 22214889;

CHANDIGARH : Dr. Sunil Kumar Setia, SCO-

172, Sect. 37-C, Chandigarh-160036

Ph. 2691359, 2732757

DEHRADUN : Dr. Sushma Panwar, A-97 J.

MDDA Colony, Chandra Rd, Dalanwala,

Dehradun, UK.

HYDERABAD : Dr. Dhiraaj Nanda, E 93, Sainik

Puri, Secunderabad-500094 Ph. 27116404;

GWALIOR : Dr. Ravindra Singh Kushwah,

Gh 918, Deen Dayal Nagar, Gwalior-474021

Mobile: 9826216047

INDORE : Dr. V. P. Bansal, 2 Manish Bagh, Indore,

M.P. Ph. 2467818;

JABALPUR : Dr. Manish Kr. Srivastav, HIG-9,

Nehru Nagar, Nr. Bajna Math, Post Tilwar Ghat,

Jabalpur-482003, Mobile: 9407728346

JAIPUR : Dr. Ashok Laduna, Laduna Homoeo

Clinic, B1/562, Chitrakoot, Vaishali Nagar, Jaipur,

Raj. Mobile: 9414480341;

JAMMU : Dr. D. K. Dhar, Old University Lane,

Canal Road, Jammu, J&K, Ph. 2577928(C);

JAMSHEDPUR : Dr. T. K. Chatterjee, United

Homoeo Hall, 5, Patel Building, Bistupur,

Jamshedpur-831001, Jharkhand; Ph.: 2320257

KANPUR : Dr. Sanjay Srivastav, Chandra

Homoeo Store, B-53 Kidwal Nagar, Kanpur-

208011, U.P. Ph. 2643372, Mobile: 9956424117;

KHANNA : Dr. S. S. Vithal, SCF 17, Narottam

Nagar, Khanna Punjab, Mobile: 09417021093;

KOLKATA : Dr. Sudha Tripathi, Indian Homoeo,

53/1/3, Hazra Road, Kolkata- 700019. Ph.

9836564515

KOTDWAR : Dr. N. P. Pokhariyal, Umanand

Barthwal Marg, Kotdwar-2246249 UK

Ph. 222696

LATUR : Dr. Yogesh D. Nlturkar, Mathura Homoeo

Clinic, Ganj Golai, Latour-413512, Maharashtra.

Mobile: 09890821793

MATHURA : Dr. Sandeep Goyal, 2177C, Dampier

Nagar, Mathura, U. P. Mobile: 9319386444

MEERUT : Dr. Jeevesh Parashar, Navjeevan

Homoeo Store, Gaudhi Ashram Chauraha, Garh

Road, Meerut-250002. Mobile: 9897437510

MUMBAI : Dr. Sucheta H. Desai, 1/16, Neel

Tarang, 208/210, V. Savarkar Marg, Mahim,

Mumbai 400001. Ph. 26442257

MUZAFFARPUR : Dr. S. Haque, Aghoria Bazaar,

Muzaffarpur, Bihar

NOIDA : Dr. D. D. Vichitra, I-7, Sect 22, Noida, U. P.

Ph. 2412555



A revolutionary
 approach towards
 managing the
clinic!

Scan for the beta version



it by:
VITAL

Reprint Edition November 2007; Block 5/62, Dev Nagar, Pyarelal Road, Karol Bagh, New Delhi 110005; Indian Books & Periodicals Publishers.

9. Burnett J. C.; "Enlarged Tonsils"; Reprint Edition 1997; Street No. 10, Chuma Mandi, New Delhi - 110055; B. Jain Publishers Pvt Ltd.
 10. Harry Clements., "Save Your Tonsils!"; Reprint Edition 1974; wellingborough, Northampton shire, Thorsons Publishers Ltd.

11. Taber's Cyclopedic Medical Dictionary; 19th Edition; F.A. Davis Company, 1915 Arch St., Philadelphia, The United States of America.

12. Kulkarni Shrikant: "Surgery therapeutics"; Reprint Edition 2001: 522, FIE, Patpar Gunj, Delhi - 110092: Unisons Techno Financial Consultants (P) Ltd.

13. Software - Homopath

1. Website

www.similima.com, 2. www.google.com

HOMEOPATHIC APPROACH TO WARTS : A Case Study



Dr. Sneha Wagh.

MD (Hom.) Prof / HOD / Vice Principal
 Dept of Repertory.

DKMM Homeopathic Medical College And Hospital - Ch Sambhajinagar Maharashtra, India 431001

ABSTRACT : Warts are the growth of skin resulting from human papilloma virus infection. These may be single, multiple, smooth or cauliflower like and are generally treated by applying medicine externally Or surgical excision procedure. Warts are classified under one sided disease as external local maladies. They often have individualistic and immunological basis as also familial tendencies. Warts are included under miasm sycosis. Although warts are local disease they are treated with internal remedy which is based on comprehensive understanding of the patient. **Homeopathy** has a major role in the treatment of warts. A constitutional remedy this selected to eradicate the complaints locally as well as internally thereby providing long lasting relief from complaints.

KEYWORDS :

Homeopathy, internal medicine, warts.

INTRODUCTION :

Warts are the growth of skin resulting from human papilloma virus infection. In general three types of warts are found. A) Common warts appear on any part of the body. B) Plantar warts appear on the sole of feet. C) Genital and anal warts appear on the genitalia and anal region. These are contagious and can spread from direct skin contact. Warts are of diagnostic value to us in distinguishing between different stages of disease. The verruca vulgaris is found in children who are suffering with hereditary sycosis, they appear at or about the second dentition. The verruca filiformis comes as a tertiary lesion is an acquired form of sycosis. The verruca

planajjuvenilis is another hereditary form found more or less upon the back of hands and faces of children and young people. They are usually pigmented, disseminated and in irregular unilateral groups.

INCIDENCES/PREVALENCE :

There are few reliable, population based data on the incidence and prevalence of non genital warts. Prevalence probably varies widely between different age groups, populations and periods of time. Two large population based studies found prevalence rates of 0.84 % in the US and 12.9 % in Russia. Prevalence is highest in children and young adults and two studies in school populations have shown prevalence rates of 12 % in the 4-6 year olds in the UK and 24% in the 16 to 18 year olds in Australia.

AETIOLOGY/RISK FACTORS :

Warts are caused by HPV of which there are over 100 different types. They are most common at sites of trauma, such as the hands and feet and probably results from inoculation of virus into minimally damaged area of epithelium. Warts on the feet can be acquired from walking barefoot in areas where, other people walk barefoot.



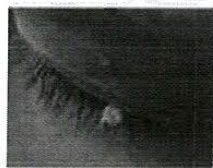
Verruca Vulgaris.



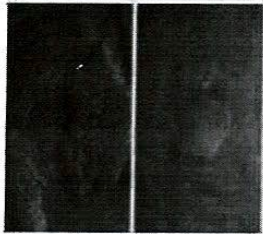
Verruca Plana



Verruca Plantaris.



Filiform Warts



Genital Warts.



Periungual warts

HOMEOPATHIC MANAGEMENT:

1. Calcarea carbonica – Calcarea carbonica is indicated in warts which may be fleshy, horny, painful and offensive patient is usually chilly, lazy and indolent and fearsome.
2. Causticum- Causticum is indicated in old, pedunculated warts, suppurating with great sensitivity to touch, hard, honeywarts that bleed easily. Deep burns and their effects. Patient is sympathetic and anxious.
3. Dulcamara- Dulcamara is indicated in flat and hard warts located on backs of hands and face. Also indicated in Homeopathic management of large warts patient is worse in cold, damp weather or humidity.
4. Natrum Muriaticum: Warts on palms and fingers patient is sensitive, sentimental, reserved and resentful. They also have marked craving for salt.
5. Nitric Acidum- Nitric Acidum is large fissured warts that itch and sting or bleed upon washing. This remedy is also indicated for people who are anxious about health and worry about cancer often useful for warts that have a honey wall surrounding a central depression or the more common plantar warts.
6. Thuja occidentalis- The most common homeopathic remedy for various kinds of warts. Thuja is indicated in isolated, jagged warts that smell or bleed easily or mosaic warts on the sole of the foot. It is commonly needed for genital warts.

Case.

Name Mrs SNL.

Age-32 yrs Sex-F DOC-23/07/16

Chief c/o: Hard & painful lesion on both elbows since 2 months. Patient was apparently all right before 2 months she

slowly developed hard rough painful lesion on both elbows.

These lesions are sensitive to touch and pressure. Mild itching with pain from Lesions.

Associated Complaints- Heaviness in body since many days

F/H: NS

P/H: NS

Personal History : Thermals Chilly

Perspiration: Profuse and Offensive all over body

Menstrual & Obs History-G1 P1 A0L1

Menses Scanty and Irregular

Mind: Timidity in Public, Indolent

Anxiety about Future

Fear of something bad will happen

G/E : Temp: A Febrile

PR : 78/min

RR : 16/min

BP : 110/70 mm of Hg

S/E : CNS Conscious, well Oriented

CVS : S1 S2 Heard

RS : AEBE clear

P/A: No Tenderness

LE : Hard & rough, Painful lesions on both elbows

Diagnosis - Verruca Vulgaris

After Repertorization :

Analysis of Symptoms	Evaluation of Symptoms	Repertorial Totality
Mind- General	1. Indolent	1. Mind Lorness
1. Indolent	2. Timidity public	2. Mind Timidity Public about appearing in
3. Timidity in Public	3. Fear of Something bad will Happen	3. Mind Future Misfortune of
4. Fear of Something bad will Happen	4. Anxiety about future	4. Mind anxiety future about
5. Anxiety about future	5. Heaviness of Body	5. General heaviness Internally
6. Physical Generals	6. Perspiration profuse & offensive all over body	6. Perspiration Profuse
1. Thermally Chilly	7. Perspiration odor offensive	7. Perspiration Odor offensive
2. Perspiration Profuse all Over Body	8. Skin Warts Sensitive to Touch	8. Skin warts Sensitive to touch
3. Heaviness of Body	9. Skin warts Itching	9. Skin warts hard
7. Particulars	10. Skin Warts Painful	10. Skin warts itching
1. Hard & rough warts on elbows		11. Skin warts Painful
2. Warts Sensitive to touch		
3. Warts Itching		
4. Menses scanty & irregular		

Probable Remedies: Thuja 16/10, Sil 20/9, Phos 17/9.
Med selected - Silicea 200.

Follow up Chart.

Date	Observation	Prescription
12/8/16	Warts same but itching & pain reduced	Silicea 200 three doses SI TDS for 15 Days
10/9/16	Warts Reduced No Pain, No itching	SL X TDS X 15 Days
1/10/16	Warts disappear completely, Menses Regular	SL X TDS X 15 Days
11/11/16	No Warts	SL X TDS X 15 Days

REFERENCES:

- A. Allen J. H. The chronic miasm vol 2 New Delhi : B. Jain publishers 2007 pg no 65.
- B. B. K. Sarkar : Organon of medicine by Samuel Hahnemann with introduction and commetayon Text Kolkata : M: Bhattacharya and CO (P) Ltd 1980. Pg no 408
- C. Hahnemann S. Organon of medicine Reprint

6 theddition New Delhi B. Jain publishers 1983 pg no 237.

D. Hahnemann S. Organon of medicine Reprint 6 theddition New Delhi B. Jain publishers 1983 pg no 305.

E. Mayo clinic available from : <http://www.mayoclinic.org/diseases-conditions/common-warts/basics/causes/con20021715>.

F. Harrison's principles of internal medicine 15 theddition published by Brounwaldfouci Houser Jamsen.

G. Kumar and Clark clinical medicine 8 theddition edited by praveenkumar and Dr. Mischel.

H. James Tyler Kent, lectures on homeopathic materia medica B. Jain publishers.

I. Davidson's principles and practice of medicine 20 theddition.

J. Dr. J. T. Kent's Repertory of materia medica.
k. Homeopathic Medical Repertory - Dr. R. Murphy.

Homoeopathy in Polycystic Ovarian Disease : A Case Study



Dr. Pratiksha R. Jadhav
MD - 1 (2021-22)
Homoeopathic Philosophy,
Smt.K.B.Abad HMC, Chandwad.



Dr. Anagha N. Kulkarni
M.D., Ph.D
Scholar, Prof., Guide,
Dept. of Organon of Medicine,
Smt.K.B.Abad HMC, Chandwad.

Abstract- Polycystic Ovarian disease (PCOD) is a complex metabolic, endocrine and reproductive disorder affecting approximately 5 to 10% of the female population in developed countries it is an emerging health problem in young females characterised by ovarian dysfunction and hyperandrogenism.⁽¹⁾ According to new study in Gynecologic oncology woman having PCOD may be at greater risk of developing some type of cancer if left untreated. Existing information indicates a positive role of homeopathy in PCOD.

The case reported here is that of PCOD in 30 years female who was treated with homoeopathic medicine shows effectiveness of homoeopathy.

Keywords- PCOD, Homoeopathy.

Introduction-

Polycystic ovarian disease (PCOD) is a

problem in which a woman hormones are out of balance. It can cause problems with menstrual periods and make it difficult to get pregnant. If it is not treated overtime it can lead to a serious health problems, such as infertility, diabetes and heart disease. The developing countries like China and India, undergoing rapid nutritional transitions and due to westernized diet and lifestyles also indicates 9.13% prevalence.⁽¹⁾ Its clinical characteristics includes hyperandrogenism, Chronic anovulation's, insulin resistance and infertility and it has potential for major metabolic consequences including obesity, diabetes type 2 and Cardiovascular diseases while reproductive features are prominent. No such single criterion is sufficient for diagnosis.

It has been concluded that depression and anxiety are common in PCOD as compared to healthy women. It may often



SYMPTOMATOLOGY

Dr. Pooja V. Kongle, M.D. (Homoeopathy) Part – II

Department of Homoeopathic Repertory, F.D.H.M.C. Aurangabad.

DEFINE: Symptom is an external appearance of internally derangement of vital force.

1. GENERAL SYMPTOM

It is one that refers to an individual as a whole.

Generals are expression of whole person and physical and mental level. General are sometimes made up of particular when a certain symptom runs through all the particular it become a general.

General can be categorized as-

A. MENTAL GENERAL

B. PHYSICAL GENERAL

A) MENTAL GENERAL :

All symptoms are related to mental sphere are termed as mental Generals.

Emotions provide greater force to an individual and any change in emotional sphere is considered as the most important symptom of person.

While considering mental symptom it should be taken into consideration in following order-

- a) Will (emotions) - Ailments from anger, grief, joy, jealousy, irritability, symptoms of love, hate, fear, anxiety etc .
- b) Perversion of understanding- delusion, hallucination, confusion
- c) Perversion of memory- memory loss, absent mindedness.

B) PHYSICAL GENERAL :

Symptoms involving the whole-person at bodily level are considered as physical Generals.

These symptoms can be general reactions- Thermal atmospheric, seasonal.

Ailments from circumstantial, dietary, sleep and its disturbances appetite, thirst ,dietary cravings and aversion perspiration, tendency to pathological changes.

E.g- Tumors, warts etc.

These symptoms the expressions which have pathological basis are considered as pathological Generals.

E.g- tumors, boils.

2. NEGATIVE SYMPTOMS (NEGATIVE GENERALS)-

Absence of an expected symptom in a particular condition is called ad negative general.

It is of great importance in therapeutic points of view

E.g. -

- a) Bronchial asthma is not aggravated by exertion.
- b) Arthritis nor aggravated in rainy season.
- c) Fever without thirst.

3. MAZE OF SYMPTOMS

Some chronic cases present mass of symptoms in which prescriber feels lost very often these patients have been victim of indiscriminate treatment and suppressive treatment of and as a result they manifest symptoms of drug induced disease along with symptoms of illness. It is impossible at this juncture to find definite indication of any single remedy. On these condition we may choose

- 1) a specific homoeopathic antidote
- 2) remedy based on resent symptoms
- 3) Remedy predominantly detected by prominent miasm which ever suitable to the case considerable patients will be demanded of both the patient and the physician.

4. CONCOMITANT SYMPTOMS-

This category of symptoms was coined by Boenninghausens in the homoeopathic system of medicine.

The symptoms which accompanying the nail or chief complaints of the patient are called as concomitant symptom.

This associate symptom should occur at the same time when the chief complaint appears in patient.

It can come before, during or after the chief complaint but strict time relation should maintain with the chief complaint

E.g.

- 1) Headache associated with irritability
- 2) Irritability during menses
- 3) Headache accompanied by education
- 4) cough with pain over the distended parts

Mental concomitant is case of physical ailments and physical concomitant in mental ailments are of great value for therapeutic purpose.

5. ELIMINATING SYMPTOMS

After case taking select one peculiar characteristic as an eliminating symptom for repertorisation.

The remedies that are covered by eliminating symptom are first recorded and then only those medicines are considered which are matched to eliminating symptom.

Characteristics of eliminating symptom-

- 1) It is must be very prominent symptom.
- 2) Symptom must have sufficient no. of remedies under it.

In acute cases we can consider objective symptom, pathological Generals as an eliminating symptom.

E.g. - In case of recent swelling of wrist we can consider "swelling wrist".

As eliminating rubric (and select the remedy from the list taking into consideration other symptom)

But if the swelling is a chronic one we should not consider swelling wrist as the eliminating symptoms but consider some mental general symptom as the eliminating rubric.

6. GENERIC SYMPTOM

These are symptom produced by dynamic generic action of drug symptoms that are common to many remedies of particular genesis or class

e.g.

- 1) All halogens i.e., iodine, bromide, fluoride etc. They acts on mucous membrane producing inflammation, rawness and excavation.
- 2) ophidia (snakes) has common symptom of aggravation at night.

7. PARTICULAR SYMPTOM

Those symptoms pertaining to particular part or organ of the body. particular deals with the disease and not patient as a whole. particular symptoms are important when they are p,q,r,s or when Generals are not marked. when they point to more than remedy and when there is acute local disturbances.

e.g. - my throat is dry, my legs are weak, and my head is painful.

8. SUBJECTIVE SYMPTOMS

These are symptoms which the patients feel and speak about and communicate it to the physician.

A good observer when tried to recognize any abnormalities felt in the body. These ate usually the warning signs prior to a material or organic evidence of a disease.

The type of pain or any abnormality sensation felt by the patient can be obtained only from the patient and neither from by standers nor by the physician himself.

Eg-

- 1) Burning, smarting pain as if spices are applying on the body.
- 2) Nausea during headache
- 3) Sensation as if band over forehead

9. OBJECTIVE SYMPTOM

These are signs and symptoms observed by the physician, relative, and friends or by duty nurses.

Symptoms can be observed by interrogating the patient or by examining the patient.

E.g.-

- 1) Red triangular tip of the tongue of rhus tox
- 2) Teeth intentions with cracks on tongue of merc.sol.
- 3) map tongue of tarantula
- 4) cracks behind the ear of jelsemium

Objective symptom is very useful in case of infants, if patient are uncooperative, patients one sided case with deep pathology, mental .patients uncooperative due to language problems.

10. COMMON SYMPTOM (BASIC, ABSOLUTE AND PATHOGNOMIC SYMPTOM)

These are symptoms which are commonly seen in all patient with such particular type if disease or in drugs.

These are very helpful in diagnosis of case according to Homoeopathic point of view it is of no value

e.g.-

- 1) Fever, vomiting, diarrhea and pain in abdomen in a cause of gastroenteritis.
- 2) Headache, Nausea, vomiting, in case of migraine.
- 3) Fever, cough with yellowish expectoration, rattling chest and repetition on auscultation in a case of acute bronchitis.

11. UNCOMMON SYMPTOM-(DETERMINATIVE, NON PATHOGNOMIC SYMPTOMS)

Symptom which cannot be explain on the basis of any pathology or diagnosis and at the same time they are seen in few remedies and to a very few patient suffering from similar diseases.

E.g.: peculiarity can be seen under various headings.

- 1) Lactation- a) pain over right tonsils (merc.iodum)
b) Sweating over the nose seen in nat.mur.
- 2) Sensation- a) Sensation of hot over
b) Sensation as if brain is expanded
c) Skull as to small (gonine)
- 3) Modalities- a) Root pain ameliorate by swallowing solids.(Iglesia)
b)Throat pain aggravated by sweet(spongium)
c) Asthma aggravated in summer seen in symphytum
- 4) Concomitant- a) pain over hip joined during menses (calcareo)
b) Vertigo with salivation (calcareo)



International Journal of Research Publication and Reviews

(Open Access, Peer Reviewed, International Journal)

(A+ Grade, Impact Factor 5.536)

Sr. No: IJRPR 9186

ISSN 2582-7421

Certificate of Acceptance & Publication

This certificate is awarded to DR. POOJA V. KONGLE, and certifies the acceptance for publication of research paper entitled "SYMPTOMATOLOGY" in "International Journal of Research Publication and Reviews", Volume 3, Issue 5, 2022.

Signed

Arshant Agarwal



Date 11/05/2022

Editor-in-Chief
International Journal of Research Publication and Reviews



New Life Era

MONTHLY BILINGUAL MEDICAL JOURNAL

NewLife Era

ISSN 23204125

Bhopal, 1 April 2022

Diabetic Care Through Homeopathy

Abstract: Diabetes mellitus (DM) is a chronic metabolic disorder, but in some patients, it can be reversible. The greatest interest in reversing DM, however, according to low- and middle-income countries will probably be found in India. The interest in diabetes is increasing worldwide. Diabetes mellitus is a chronic disease characterized by a metabolic disorder in the form of hyperglycemia. The prevalence of DM is increasing with time and geographic distribution.

According to the study of Global prevalence of diabetes, the prevalence of DM is 11.3% in 2019, and it is projected to rise to 17.1% in 2045. In 2019, there were 463 million people with DM, and this number is projected to rise to 688 million by 2045. The prevalence of DM is increasing in all age groups, but it is most common in people aged 65 and older. The prevalence of DM is also increasing in children and adolescents.

In India, there is a high prevalence of DM, and it is increasing rapidly. The prevalence of DM in India is 11.3% in 2019, and it is projected to rise to 17.1% in 2045. The prevalence of DM in India is also increasing in children and adolescents.

Homeopathy is a natural and safe approach to the treatment of DM. Homeopathy is based on the principle of "like cures like". Homeopathy is a holistic approach to the treatment of DM, and it takes into account the physical, mental, and emotional aspects of the patient.

Homeopathy is a natural and safe approach to the treatment of DM. Homeopathy is based on the principle of "like cures like". Homeopathy is a holistic approach to the treatment of DM, and it takes into account the physical, mental, and emotional aspects of the patient.

Homeopathy is a natural and safe approach to the treatment of DM. Homeopathy is based on the principle of "like cures like". Homeopathy is a holistic approach to the treatment of DM, and it takes into account the physical, mental, and emotional aspects of the patient.

Diagnosis of Diabetes: The diagnosis of diabetes is based on the presence of hyperglycemia. The diagnosis of diabetes is based on the presence of hyperglycemia. The diagnosis of diabetes is based on the presence of hyperglycemia.

Prevention and Social Medicine: The prevention of diabetes is based on the presence of hyperglycemia. The prevention of diabetes is based on the presence of hyperglycemia. The prevention of diabetes is based on the presence of hyperglycemia.

Homeopathic Treatment: The homeopathic treatment of diabetes is based on the presence of hyperglycemia. The homeopathic treatment of diabetes is based on the presence of hyperglycemia. The homeopathic treatment of diabetes is based on the presence of hyperglycemia.

Dietary Management in Diabetes

Introduction: Dietary management is a key component of the treatment of diabetes. Dietary management is a key component of the treatment of diabetes. Dietary management is a key component of the treatment of diabetes.

Goals of Dietary Management: The goals of dietary management are to control blood sugar levels, prevent complications, and improve quality of life. The goals of dietary management are to control blood sugar levels, prevent complications, and improve quality of life. The goals of dietary management are to control blood sugar levels, prevent complications, and improve quality of life.

Principles of Dietary Management: The principles of dietary management are to eat a healthy diet, exercise regularly, and take medication as prescribed. The principles of dietary management are to eat a healthy diet, exercise regularly, and take medication as prescribed. The principles of dietary management are to eat a healthy diet, exercise regularly, and take medication as prescribed.

Different Types of Diabetes

Type 1 Diabetes: Type 1 diabetes is an autoimmune disease in which the body's immune system attacks the insulin-producing cells in the pancreas. Type 1 diabetes is an autoimmune disease in which the body's immune system attacks the insulin-producing cells in the pancreas. Type 1 diabetes is an autoimmune disease in which the body's immune system attacks the insulin-producing cells in the pancreas.

Type 2 Diabetes: Type 2 diabetes is a chronic condition in which the body's cells become resistant to the effects of insulin. Type 2 diabetes is a chronic condition in which the body's cells become resistant to the effects of insulin. Type 2 diabetes is a chronic condition in which the body's cells become resistant to the effects of insulin.

Gestational Diabetes: Gestational diabetes is a type of diabetes that develops during pregnancy. Gestational diabetes is a type of diabetes that develops during pregnancy. Gestational diabetes is a type of diabetes that develops during pregnancy.

Bhopal
PRINCIPAL
D.K.M.M. HOMOEOPATHIC
MEDICAL COLLEGE



New Life Era

MONTHLY BILINGUAL MEDICAL JOURNAL

Website: www.homeoondoor.com

Call us: 7880103788, 7880104788

New Life Era 12

Bhopal, 1 February 2023

Article

Homoeopathy & Immunisation

Is Homoeopathy An Alternative To Conventional Immunisation?

Although homoeopathic preparation and schedules have been developed relating to prevent childhood infectious diseases such as pertussis (whooping cough), tetanus, diphtheria, measles, mumps, and rubella (disease measles), homoeopathic peak preparation still support the need for children to be vaccinated conventionally.

Which Is Safer: Homoeopathic Preparation Or Conventional Medicines, For Immunising My Child?

Conventional medicines such as vaccines are thoroughly scrutinized, tested, evaluated and followed up for their safety and effectiveness. Homoeopathic preparation are not subjected to the same level of scrutiny. Many homoeopathic preparations have not undergone testing or approval through government regulatory bodies, such as the Australian Therapeutic Goods Administration (TGA) or the US Food and Drug Administration, which is standard

practice for conventional vaccines.

How Effective Is Homoeopathy In Preventing Infectious Diseases?

There are few studies in the published peer-reviewed literature that assessing the effectiveness of homoeopathic 'immunisation'. A recent Cochrane Intervention Review aimed to determine the effects of homoeopathic preparation and placebo in the prevention of influenza-like illness. The review also reported that the overall standard of reporting in the included studies was poor and considered unclear risk of bias. An ecological study has been published applying homoeopathic immunisation to Lyme disease epidemic control. A decrease in the disease was observed in a community who received the homoeopathic immunisation, but due to the nature of ecological study design, which is inferior to other epidemiological study designs.

Whether this decrease is due to the immunisation or other factors could not be



published. The authors concluded that their study did not provide evidence to support the replacement of conventional disease prevention strategies with homoeopathic immunisation.

Can Homoeopathic Preparation Be Given In Lieu Of Possible Side Effects Of Conventional Vaccination?

Conventional vaccination may cause minor side effects such as redness, swelling and pain at the injection site. Which in most cases can be easily treated with paracetamol, and

other comfort measures. More serious side effects are rare. For further information refer to the 18th edition of The Australian Immunisation Handbook.

There is no scientific evidence to demonstrate the effects versus of homoeopathic remedies in preventing or lessening vaccine side effects.

Dr. Vaishali A. Banerji, M.D., M.P.H., M.D. (HOMOEOPATHY)
Complementary Medicine (CAM) HMC, Anandapur

Homoeopathic Medicines For Bronchiectasis

Bronchiectasis: Bronchiectasis there is a chronic permanent enlargement of parts of the airways of the lung. In bronchiectasis, the inside surfaces of the bronchi get thicker over time from inflammation that leave scars. Thick mucus is cause mucus to collect in these airways because the walls are not strong enough to make the mucus move out of the lungs.

Causes: Bronchial obstruction by

- Foreign body
- Tumour
- Stenosis
- Scarring
- Pressure from lymph nodes

Bronchial infection:

- Childhood pneumonia in measles, whooping cough
- Pulmonary tuberculosis
- Bronchial asthma complicated by allergic bronchopulmonary aspergillosis
- Repeated chest infections of any type in immunodeficient persons

Miscellaneous:

- Fibrocystic disease
- Kartagener's syndrome

Risk Factors:

- Cystic fibrosis
- Chronic and inflammatory lung disease
- Chronic or severe lung infections like tuberculosis, non-tuberculous mycobacteria (NTM) or pneumococci
- Defects in the immune system
- Repeated aspiration (breathing in) of things other than air, such as food particles, that cause damage to the lungs

Symptoms of Bronchiectasis:

- Coughing that results in a lot of mucus
- Coughing up mucus that has blood in it (known as hemoptysis)
- Chest pain or tightness because it is harder to breath
- Wheezing or making whistling noises when breathing
- Chills and fevers
- Loss of weight
- Flare-ups that usually include:
 - Fatigue
 - Fever and Chills
 - Increased shortness of breath
 - Night sweats

Diagnosis:

- A skiption of the chest may show cystic lesions looking like a bunch of grapes, which are typical of cystic bronchiectasis.
- X-ray of the chest, however, may be entirely normal in patients with limited disease, particularly of the cylindrical variety. Only an area of pneumonia may be seen and underlying bronchial abnormalities may be invisible.
- Bronchography may be done to show cystic lesions.
- CT scanning of the chest is now the preferred method for diagnosis. Since bronchiectasis is frequently produced by underlying bronchial obstruction (foreign body or adenoma), bronchiectasis occurs in irregular pattern.
- Pulmonary function tests show a mixed pattern of restrictive and obstructive respiratory dysfunction.

Homoeopathic Medicines: Homoeopathic medicines play an important role in cases of bronchiectasis. They remedies help to manage the symptoms of bronchiectasis including cough, expectoration, wheezing, shortness of breath in an excellent manner.

Asthma (see Tartaricum): The key factor is not Animosum. That is an excessive rattling cough. Rattling worsens on lying down and is better on sitting in upright position. There is a collection of enormous mucus in the lungs and the chest feels full. The expectoration is difficult. Expectoration, when arising is yellow, thick, tough and sometimes mixed with blood. Cough is attended with suffocation. Chest feels oppressed. Chest pain also arises on coughing.

Kali Bichromicum: is useful medicine for bronchiectasis with thick, tenacious expectoration. Expectoration is highly viscid, sticky in nature that can be drawn in long strings. The expectoration is copious and can be transparent, white, yellow, green or blue-coloured. There is cough with pain and soreness in the chest. Chest also feels heavy as from a weight / heavy load on chest.

Phosphorus: is indicated for bronchiectasis when there is cough with yellowish green coloured expectoration.

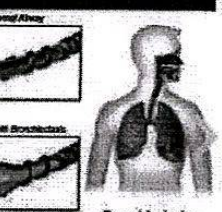
The cough worsens in a warm room. Expectoration appears in large quantities of yellow-greenish thick, lumpy masses, especially in the morning time. It may have a slimy, bitter, sweet or salty taste.

Silicea: It is helpful for cases of bronchiectasis with offensive expectoration. Expectoration is profuse. It can be thick and numerous in nature. The expectoration appears in body smelling granules. Cough appears day and night with copious expectoration. Chest feels as if get worse from a cold. Chest feels sore. Pain in chest appears that gets worse from motion and deep breathing.

Phosphorus: Phosphorus is a prominent medicine for bronchiectasis with bloody expectoration. The blood is bright red, reddish brown or rust coloured. This can be attended with chest pain. The pain tends to be stitching in nature. A heated sensation may be felt in the chest. The chest also tends to feel heavy as from a weight lying on it. Breathing is very oppressed.

Arawak Albus (Aronia): Aronia is well indicated medicine for bronchiectasis with marked wheezing. This is attended with cough and expectoration which is usually of frothy nature. The phlegm can be bitter or salty. Shortness of breath also frequently attend. There is marked difficulty in breathing and the person is able to breath better with chest inclined forwards. Lying down worsens the difficulty breathing episodes. An aggravation of all symptoms is there at midnight. Constriction of the chest also accompanies. Sometimes chest pain is also felt. Anxiety and marked restlessness are felt with the above symptoms.

Ammonium Carb. Ammonium carb is beneficial for bronchiectasis with shortness of breath. Person remaining Ammonium Carb has difficulty in breathing even on walking a few steps. This gets better in the open air but may be attended with cough and spitting of



bloody phlegm either light or dark coloured. Chest feels contracted and heavy along with a burning sensation.

Kali Carb: It is indicated for bronchiectasis with chest pain resembling other symptoms. For cases Kali Carb chest pain may be cutting, stitching or stabbing in nature. Cough is present with suffocation. Wheezing may be present with cough. Cough most times gets worse around 3-5 AM. Shortness of breath may be felt in the morning hours. There is expectoration of offensive, lumpy copious phlegm.


Hepar Sulph: Hepar sulph is indicated in cases of bronchiectasis with profuse expectoration. It may have a sour or sweet taste and smells bad. Along with this cough and wheezing in the chest are present. Symptoms worsen from cold air exposure. Wrapping up warmly helps to relieve the symptoms. Difficulty in breathing may arise that prevents sleeping in some cases with the above symptoms.

Stannum Met. - Stannum Met is another indicated medicine for bronchiectasis with copious greenish expectoration. It has sweetish taste in most of the cases where Stannum Met is indicated. There is a cough with shortness of breath. The person tends to take deep breaths frequently. Chest feels oppressed on coughing. There is a sensation of weakness in the chest.

Dr. Yogendra Prasad
M.D. (HOMOEOPATHY) Part II Rank 2017-18
Department of Homoeopathic Medical Science
Govt. Homoeopathic Medical College, Bhopal
Bhopal, M.P.



Homoeopathy- The Nano Science



Dr. Shubhangee Mall

Abstract-Modern science is based on the crude doses of drug substances. Allopathic system of medicine has been in the past and also presently largely dependent on high doses of drugs for its obtainable results. But Dr. Hahnemann after his meticulous observation on both disease and drug substances changed this perspective 225 years back by discovery of homoeopathy. He in spite of presence of popular and prevalent system of medicine at that time, courageously advocated and brought forth the principle of vital force, infinitesimal dose and energy based morbid substances (viruses and bacteria) which is very much mentioned in aphorisms of the 'Organon of Medicine'. His discovery of Homoeopathy - humanity & the various diseases it is plagued by

Introduction-What is energy?
First of all we should all know what is energy?
•Energy is a quantitative force which makes all things work. It is the basic back bone of any process to take place. Without energy things or people cannot function. When things are at rest then also they have energy in stored form or energy which is still known as potential energy. When the energy helps to make things work or when it is in motion it is known as kinetic energy. So basically energy is present all the times both in living and non living things.

•It can neither be created or destroyed but converted from one form to other and makes things function. Without energy both the animate and the inanimate world cannot function and it is very difficult to account for all

deranged energy state and brings forth various diseases. Latest of them being The Novel Corona virus.

Example-If the person is about to get a normal viral fever, the first symptoms to show would be decreased energy levels with decreased functioning abilities, general weakness of the spirits or the mind, and also of the body, decreased appetite etc. These changes show that the person has been influenced by some morbid influence which has attacked the vital force & is about to bring forth changes in the body chemistry & finally manifesting as full blown symptoms of fever, cold cough, respiratory problems or digestive problems depending upon the course of the disease

•The above citing's explaining the causative part of the disease and its energy connection.
•Healing Energy of Homoeopathy.
•Coming to the remedial part or on the curative action of the homoeopathic medicines.
•Homoeopathic medicines are prepared by the methods of succession and trituration. These processes brings forth out the hidden or latent nano' energies of the crude substances and bring forth core in the individual in the most harmless way and also complete eradication of the disease from its root source in the most gentle way. •Every crude substance also has its own energy working area.

Example-Mercurius Solubilis (Mercury) has a very corrosive action on the body when present in crude amounts vide it produces cancers, congenital abnormalities etc.
•On trituration it also brings forth its actions on deeper layers like ulceration of the mucous membranous, bones etc, deep inflammation on mucous membranes and very marked

"Vital Force is our innate loving, vibrational energy by which everything moves and operates. The level of that energy force will directly impacts and influences the state of mind and therefore the quality of our life."

mental abnormalities and als destructive diseases like cancer sy) tumours on the physical level.

•So medicines prepared by the hor method first bring forth changes on level by raising the energy of the vital helps to eradicate the disease with vital energy. Here the term vital energy synonymous with increased immu physical level as increased immu helps to fight off many chronic disea

•If the immunity or the vital fo 'charged' enough, then the individ cope up with the disease very effect changing means raising the basic v of the individual so that it can nat off the disease out of the body.

Conclusion-So we can say that Ho is a complete energy science which the psychosomatic and energy cor the diseases and can play a maj eradicating various chronic disease mental derangements both on the and pathological level (eg AUTISM etc) and also various hard to cure di which plague the humanity.

Reference-1. Organon of Medic Edition, Author-Dr Samuel Hahnner lisher J. Kunzli et al. Published in ye
2. Aphorism 1-The physician's big mission is to restore the sick to heal



Pink Eye & White Homeopathic Pills

Viral conjunctivitis is highly contagious, usually for 10-12 days from onset as long as the eyes are red. Patients should avoid touching their eyes, shaking hands, & sharing towels, napkins, pillow cases. The infection usually resolves spontaneously within 2-4 weeks.

Signs and Symptoms-The main symptoms of viral conjunctivitis include: •Pinkness or, often, intense redness of the eye, •Burning, a sensation of grittiness, or mild pain or discomfort in the eye, •Watery discharge from the eye, •Swollen and/or reddened eyelids, •Other symptoms of viral infection, e.g. sore throat, runny nose and other cold symptoms.

Diagnosis of viral conjunctivitis-When symptoms are mild, a diagnosis of viral conjunctivitis can often be made without seeing a doctor, and the condition can be treated at home. However, if there is any uncertainty or concern over the condition, or the symptoms are severe, seeing a doctor is very important.

Viral Conjunctivitis Treatment-Mild cases of viral conjunctivitis often clear up within roughly 1-3 weeks without special medical treatment. Symptoms may become worse before getting better.

A number of home remedies and over-the-counter treatments may help to relieve the discomfort caused by viral conjunctivitis:

- Applying a cold or warm compress; a clean cloth that has been soaked in water; to the eye
- Gently cleaning discharge from the eye with a clean cloth, sterile pad or cotton wool soaked

contact lenses until the infection has cleared.

Complications of viral conjunctivitis-Most mild cases of viral conjunctivitis clear up completely, without causing any complications. However, in a small number of severe cases, the infection can cause serious complications, including:

- Ulcers & inflammation of the cornea (keratitis),
- Scarring of the eye & damage to vision.

Prevention of viral conjunctivitis-While it may not always be possible to prevent viral conjunctivitis, taking the following steps can help to reduce the likelihood of an infection:

- Avoiding contact with people who have pink eye,
- Maintaining good hygiene, such as washing your hands often with soap and water, or using hand sanitizer,
- Avoiding touching your eyes when your hands are not clean.
- Cleaning your spectacles,
- When necessary, staying off school or work until symptoms of viral conjunctivitis have cleared, this is generally when the eyes are no longer red & irritated

Nutrition and Supplements-Use the following supplements, taken by mouth for up to one week, to strengthen your immune system and help you heal faster, only under your doctor's supervision.

- Vitamin C, •Zinc, •Herbs.

A trained herbal practitioner may prescribe an herbal eyewash. The following are some examples of the herbs used in these treatments.

DO NOT attempt to use treatments on your own. You should use these treatment only under the supervision of a trained practitioner.

- Eyebright (Euphrasia officinalis)-Helps fight infection and dry up excess fluid.

irritation.

- Plantain (Plantago lanceolata, P. major)-Astringent and soothing.

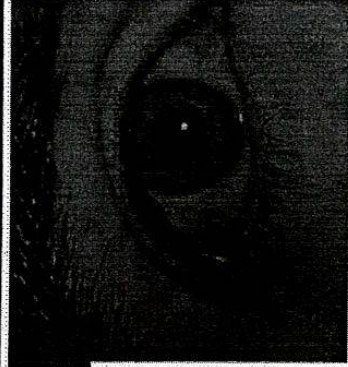
Homeopathic Treatment for Pink Eyes-

- Natural Medicine- Homeopathy is a natural form of medicine and is considered to be an alternative form of medicine.
- Can fight all the symptoms of conjunctivitis-This Eye disease has some common symptoms. Some of them are redness, swelling of the eye, yellow discharges, water flow from the eyes, and others. These medicines work to heal the root cause of the disease and cure it.
- You Recover Quickly-Adhering to homeopathy can actually reduce the time span of this disease, thereby completely healing you in no time and so that you can go about your daily routine.
- No Side Effects-Homeopathy being a naturally sourced medicinal option, the chances of having side effects are less.

The above factors have made it clear that conjunctivitis can be easily treated with homeopathic medicines.

Homeopathic Medicines For Conjunctivitis-

- Euphrasia-For conjunctivitis with watery tears that burn the face and may become a thick discharge.
- Rhus Toxicodendron-One of our most important ophthalmic remedies, and oedematous swellings, redness and acrid discharges mark the drug. It corresponds to chemosis and produces a great tendency to the formation of pus



- Belladonna-For the first conjunctivitis, including the sudden burning, bloodshot eyes, swollen & hypersensitivity to light. The generally hot and throbbing to the
- Apis Mellifica-For red, burning, & that feel better with cold application

Preventive Homeopathic

Homeopathic medicine Belladonna is used for the prevention of conjunctivitis. Belladonna 30 two times daily for a External Application-Instill 3 Euphrasia eye lotion in to the eye 4 to seven days. Children with viral conjunctivitis may be contagious for a week. Children may return to school redness and discharge in their eyes

Reference-1. Maunis MJ. Maunis MJ. Huntley AC. 1996. Eye and skin Lippincott-Raven, Retrieved 2014.

2. Zhang X. 2001. Legal Status of Medicine and Complementary/Alternative Medicine: A Worldwide Review

3. Samuel H. 1833. The Ho